

Eternal 180 External Door Systems



Product Overview

The Eternal 180 top hung sliding door system is manufactured using cutting edge technology, which has been developed to maximise longevity of the sliding door system.

The system is ideal for external sliding doors which are to be installed in locations where the severest weather conditions are prevalent and where doors are exposed to high levels of corrosion.

Features


- Tracks can be ceiling mounted or face fixed
- Suitable for timber, aluminium or metal doors
- Cast SS316 stainless steel hangers c/w delrin nylon outer wheels and precision stainless steel bearings ensure optimum corrosion resistance
- Smooth and silent running
- No recessed floor tracks necessary for timber doors

Technical Specifications


- Maximum door weight: 180kg
- Maximum door height: 3500mm
- Door Thickness: 35 – 55mm
- Track Dimensions: 48mm (w) x 47mm (h)



Recessed floor guide and channel for metal doors



Wall fixed track c/w fascia, hanger & apron plate for timber door



Soffit fixed track c/w hanger for metal doors



Floor mounted floor guide for timber doors



Eternal 180

Maximum door weight 180kg

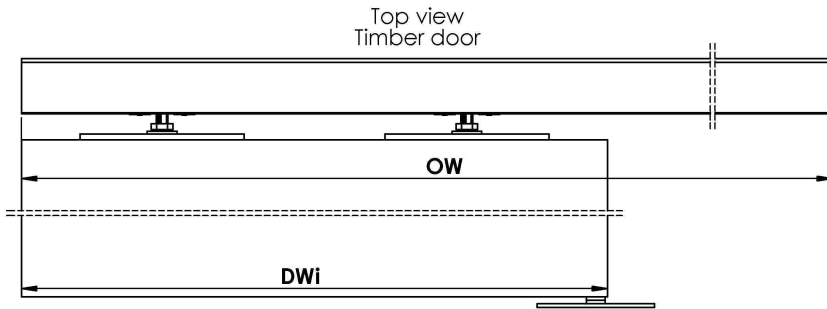
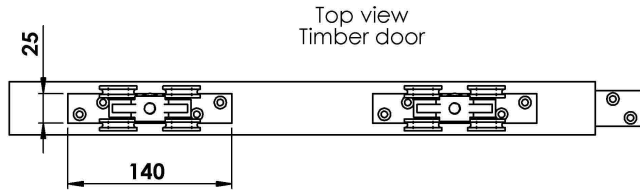
DH - Door Height, maximum 3500mm

DWi - Door width

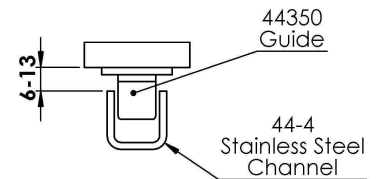
DT - Door thickness,
For timber doors, between 35mm and 55mm
For metal doors, minimum 40mm

OW - Opening width

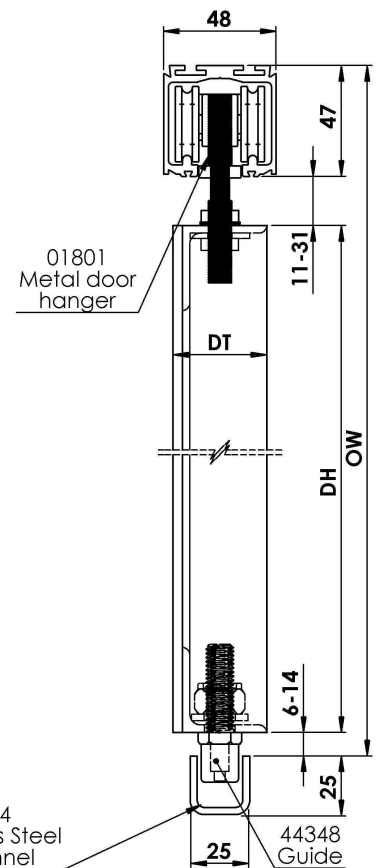
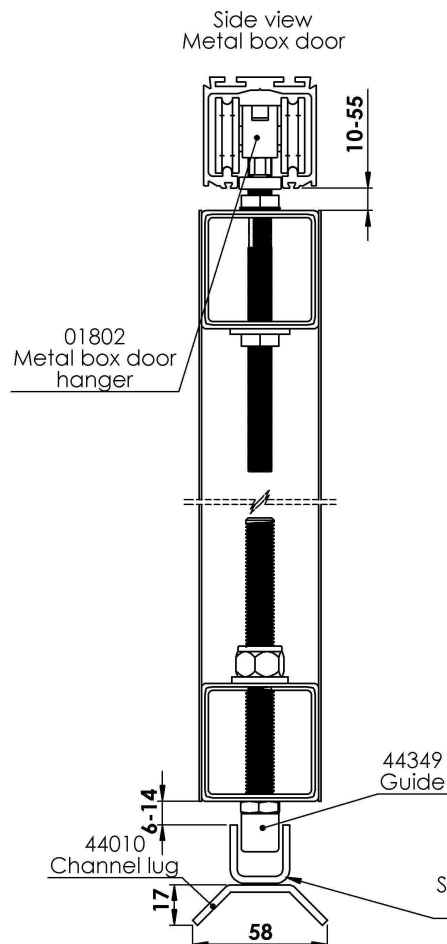
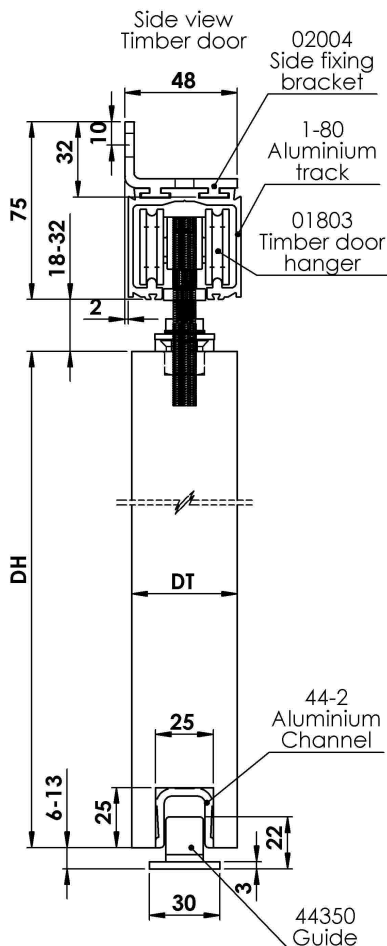
OH - Opening height



Side view
Timber door
with Alternative Guide



Side view
Metal door



For further information on our products and services:

Tel: +44 (0)20 8545 6680 sales@coburn.co.uk www.coburn.co.uk

Coburn Sliding Systems Ltd

Unit 1, Cardinal West, Cardinal Way, Cardinal Distribution Park,
Godmanchester, Huntingdon, Cambridgeshire, PE29 2XN United Kingdom.

Dealer Stamp