


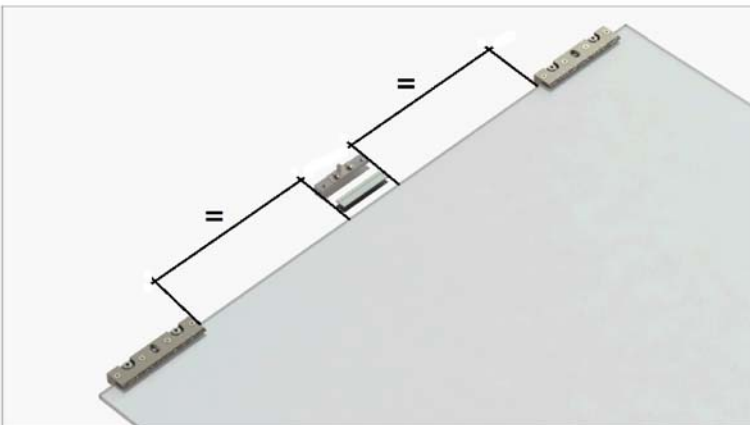
FITTING INSTRUCTIONS FOR FLEXIGLAS SOFT CLOSER

COMPONENTS




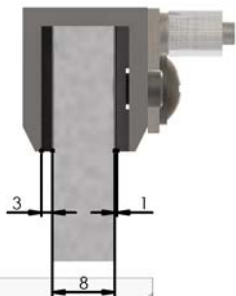
51191/2 - Flexiglas Double soft closing kit

Step 1 Mounting soft closer actuator in the middle of the door



Thoroughly clean the glass surface that comes in contact with the rubber spacers.


Screws must be tightened with 12Nm force



Step 2 Installing soft closer



Insert Soft Closer into track



Fully close or open the door



Insert the soft close stopper actuator into the soft closer head.

When positioning the soft closer leave a gap between the head and the end of stroke.



5mm



0mm



Fix the position of the soft closer by rotating the special nuts, which are located on each side of the soft closer

FLEXIGLAS SOFT CLOSER



Coburn Sliding Systems Limited
Unit 1, Cardinal West, Cardinal Way,

Godmanchester, PE29 2XN, United Kingdom

Phone: +44 (0)20 8545 6680

Fax: +44 (0)20 8545 6720

E-mail: sales@coburn.co.uk

www.coburn.co.uk