

Product Overview

Folding 180 uses rototranslating door technology to allow doors to fold back 180 degree allowing the panels to sit flat against the return wall when in the open position, leaving the room free from any protruding doors, saving space and eliminating obstructions. Folding 180 is a track and channel free hinge system with no sliding elements giving stable and silent action. As well as being an innovative substitute for more traditional folding door systems.



Hardware Specification

- Reduces door clearance needs and maximises usable space.
- Areas around doorways can be redesigned to benefit from the extra space created.
- The door folds in half and back against the wall, reducing space requirement by half.
- No more problems of conflict between adjacent doors.
- When closed, the door becomes single element like a normal door
- Kits available in different sizes and handing.
- Can be used as a space saving alternative to swing doors.

Door Specification



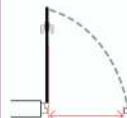
Maximum Door Weight
50 Kg (110 lbs) (per mechanism)



Door Thickness
40-44mm
(0 25/32" to 1 31/32")



Maximum Door Height
3000mm (9'10")

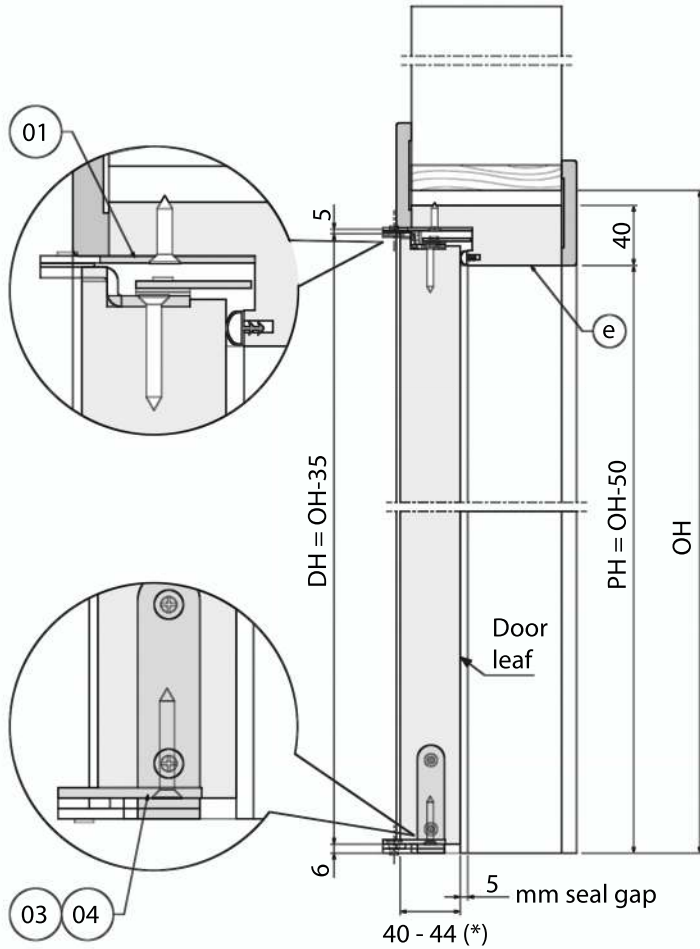


Maximum opening width
1100mm (3'7")



Door Material
Timber

Vertical section view

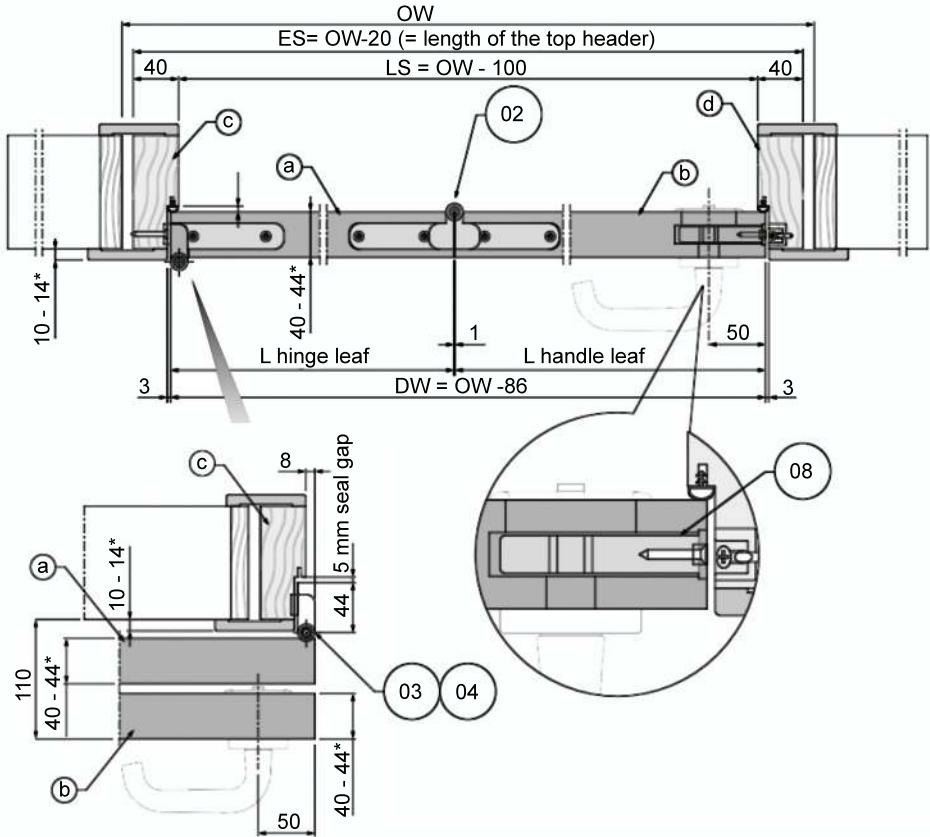


- OH = Opening Height
 PH = Passage Height
 DH = Door Height

(*) Leaf/track cover moulding thickness ratio	
leaf thickness	flat casing thickness
40	10 - 14
42	10 - 12
44	10

Part list		
Ref.	Q.ty	Description
01	1	Coburn folding 180 system RH or LH
03	1	Bottom pivot for leaf RH or LH
04	1	Bottom pivot for jamb RH or LH
e	1	Top header

Horizontal section left door



OW = Opening Width
 ES = Jamb to Jamb dimension
 LS = Door Jamb Opening
 DW = Door Width

(*) Leaf/track cover moulding thickness ratio

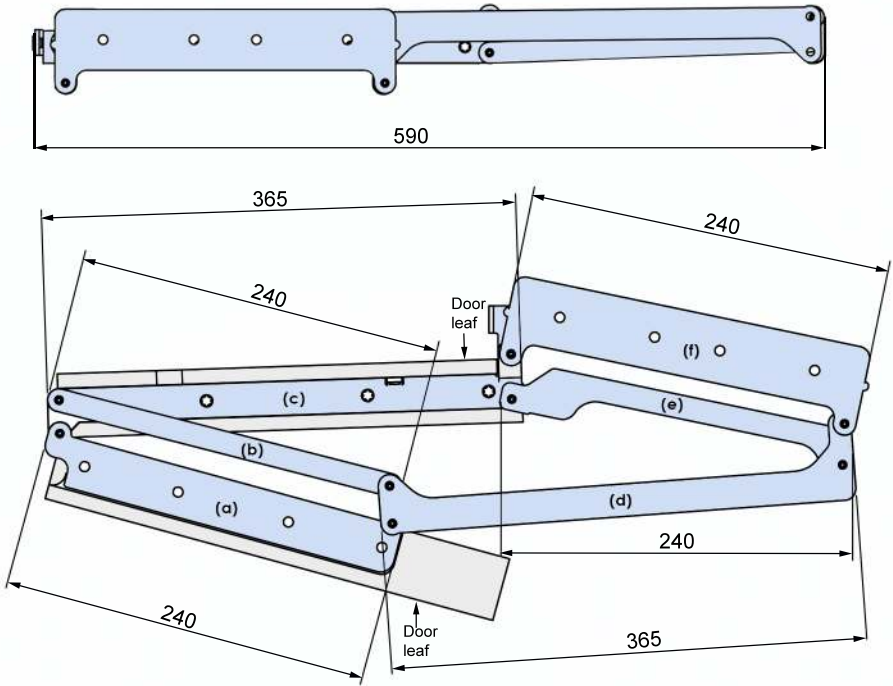
leaf thickness	flat casing thickness
40	10 - 14
42	10 - 12
44	10

Part list

Ref.	Q.ty	Description
02	1	Bottom centre hinge
03	1	Bottom pivot for leaf RH or LH
04	1	Bottom pivot for jamb RH or LH
08	1	Magnetic lock Coburn folding with strikers and special square spindle (optional)
a	1	Hinge leaf
b	1	Handle leaf
c	1	Hinge side door jamb
d	1	Handle side door jamb

Folding 180

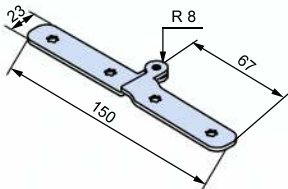
Top View



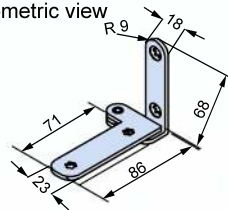
NOTE : Dimensions of the drawings are for part no : 61103-61104

Part Number	Components (mm)					
	(a)	(b)	(c)	(d)	(e)	(f)
61101-61102	240	240	315	315	240	240
61103-61104	240	240	365	365	240	240
61105-61106	290	290	415	415	290	290
61107-61108	390	390	465	465	390	390
61109-61110	390	390	515	515	390	390

Bottom hinge
Isometric view



Bottom pivot
Isometric view



Folding 180

Hardware

			Code
	Folding 180 kit SS Brush Finish 700 mm - Opening - Right Hand		61101

			Code
	Folding 180 kit SS Brush Finish 1000 mm - Opening - Right Hand		61107

	Folding 180 kit SS Brush Finish 700 mm - Opening - Left Hand		61102

	Folding 180 kit SS Brush Finish 1000 mm - Opening - Left Hand		61108


	Folding 180 kit SS Brush Finish 800 mm - Opening - Right Hand		61103

	Folding 180 kit SS Brush Finish 1100 mm - Opening - Right Hand		61109


	Folding 180 kit SS Brush Finish 800 mm - Opening - Left Hand		61104

	Folding 180 kit SS Brush Finish 1100 mm - Opening - Left Hand		61110

	Folding 180 kit SS Brush Finish 900 mm - Opening - Right Hand		61105

	Magnetic lock		61121

	Folding 180 kit SS Brush Finish 900 mm - Opening - Left Hand		61106

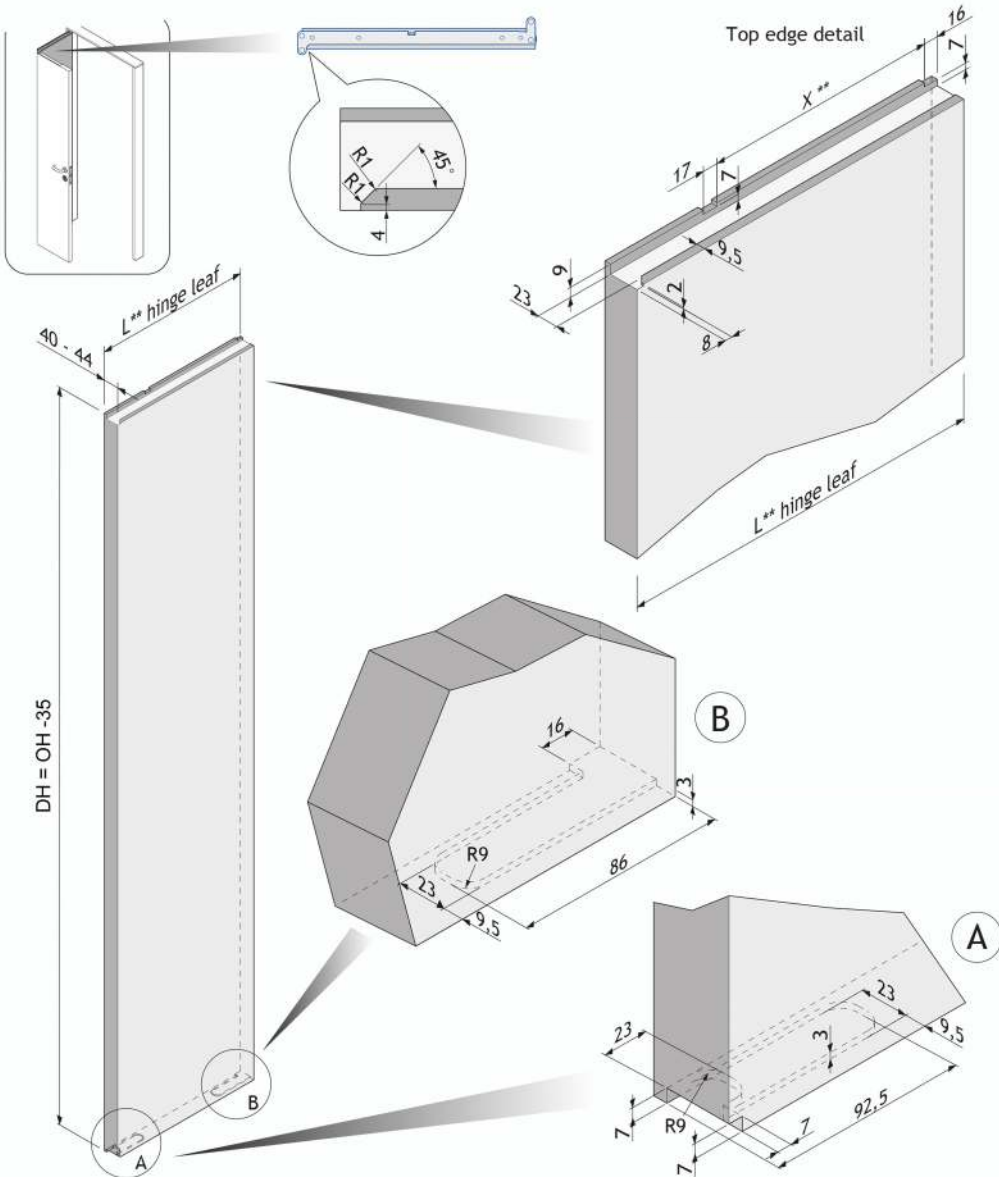
	Push Go, Push to open file		61122

Note : For accessories please follow page 9.

Folding 180

Cut-out Details

Door leaf hinge side

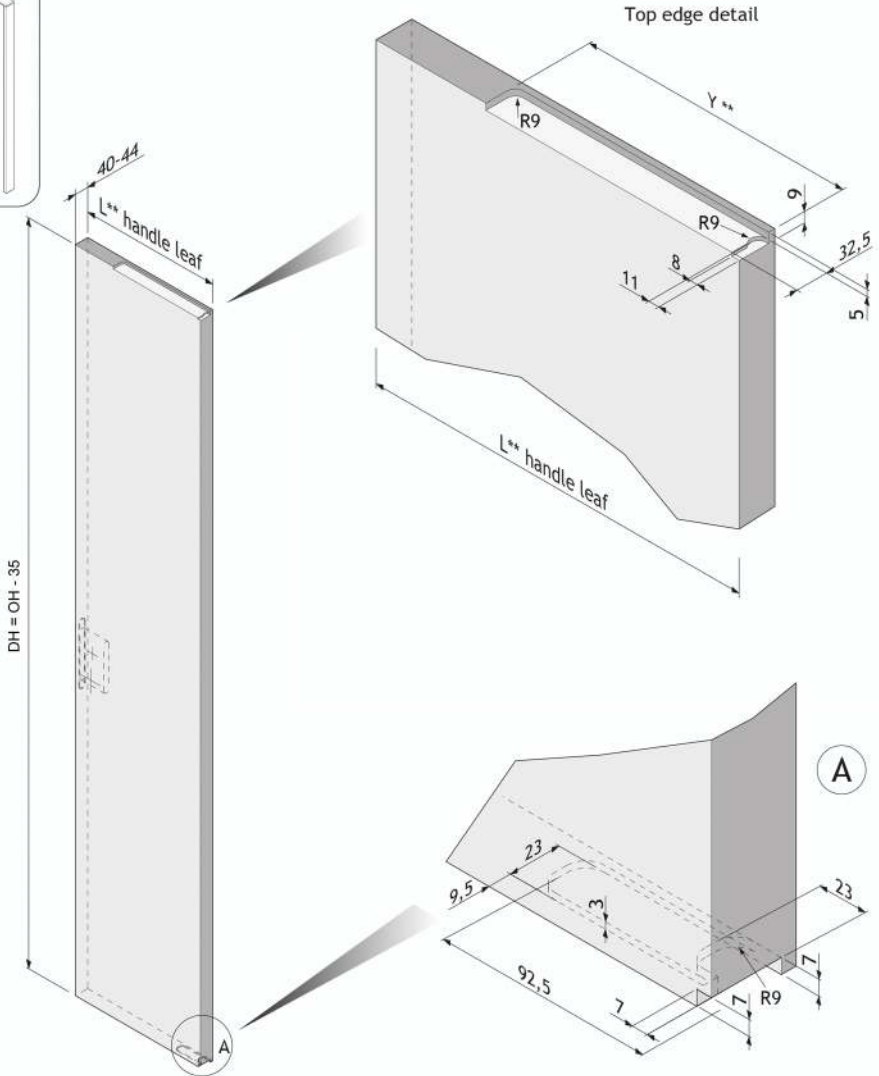
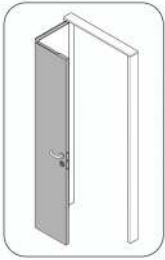


OH = Opening Height
 DH = Door Height

Folding 180

Cut-out Details

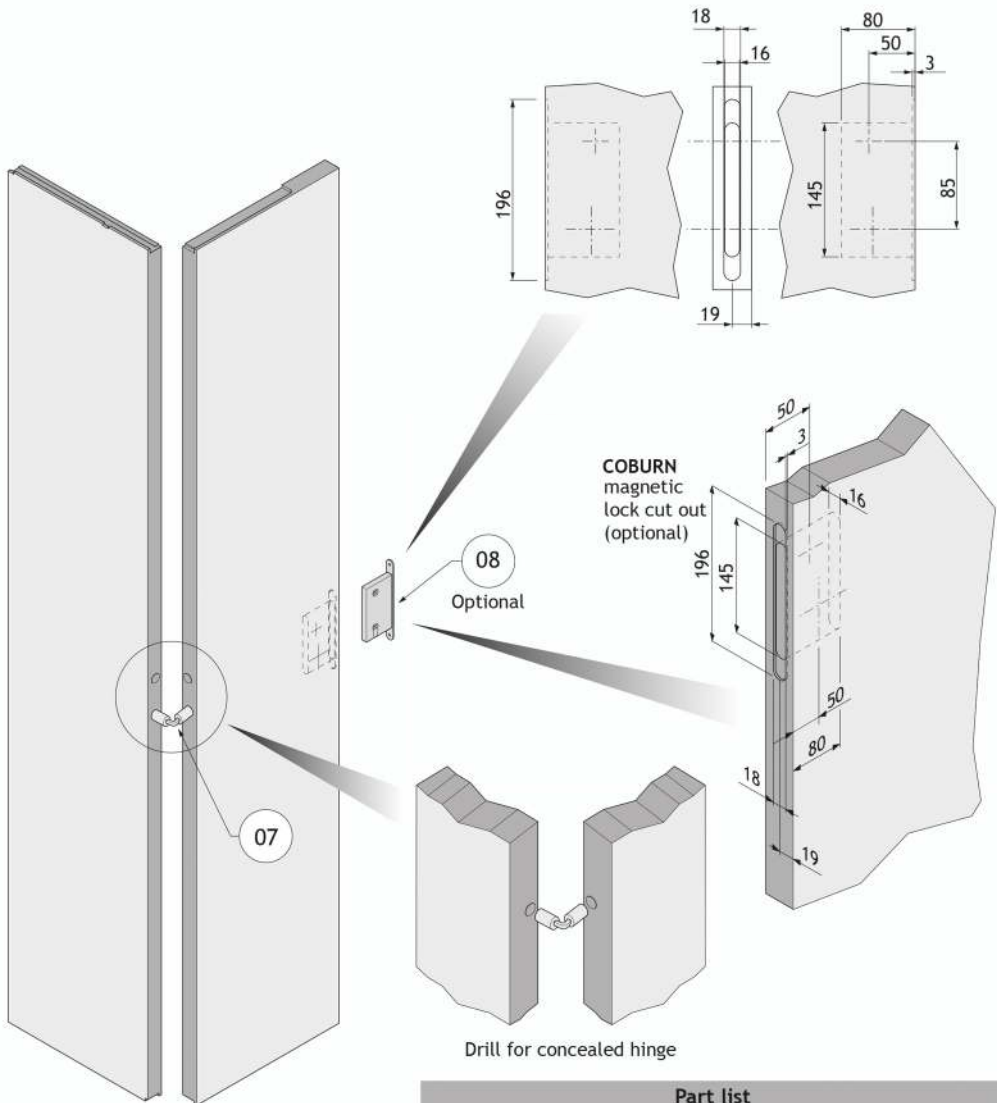
Door leaf handle side



OH = Opening Height
DH = Door Height

Cut-out Details

Working for accessories


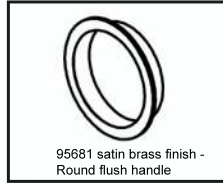
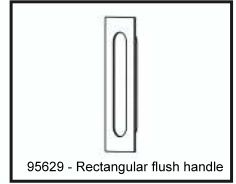
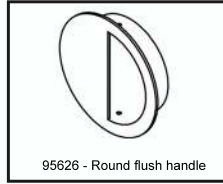
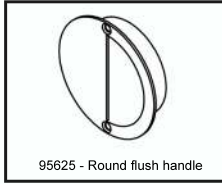


Part list

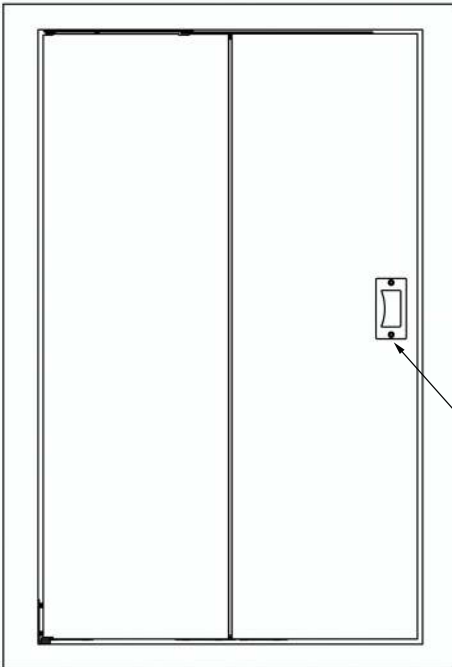
Ref.	Q.ty	Description
07	1	Concealed hinge for doors alignment
08	1	Coburn Magnetic lock with strikers and special square spindle (optional)

Additional Accessories

Flush Handles

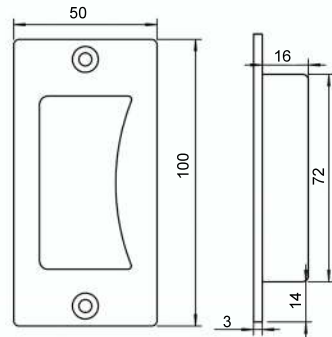


2 Door Assembly

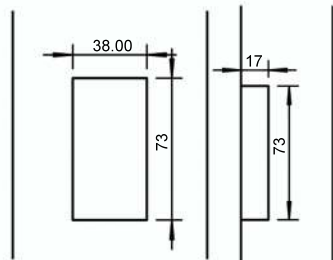


95612 - Rectangular flush handle

95612 - Flush Handle



95612 - Cut-out Details



Note : 95612 rectangular flush handle used in the 2 doors folding 180 assembly



Quality Assurance

We are committed to the highest standards of excellence

Constant testing to the latest BS EN ISO 9001 Standards ensures that quality is maintained and a programme of product improvement is regularly reviewed and updated. Below are some of our current accreditations and trade associations memberships



For more information
contact us today!

For help and advice on our products and services:



Tel: +44 (0) 208545 6680



Email: sales@coburn.co.uk



Web: www.coburn.co.uk



Coburn Sliding Systems Ltd

Unit 1, Cardinal West, Cardinal Way,
Cardinal Distribution Park, Godmanchester,
Huntingdon, Cambridgeshire, PE29 2XN
United Kingdom.